

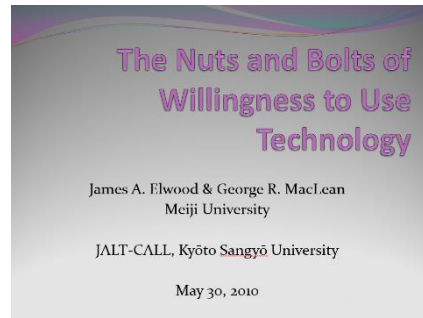
Presentation basics

Speaking: Organization / PowerPoint

Required parts:

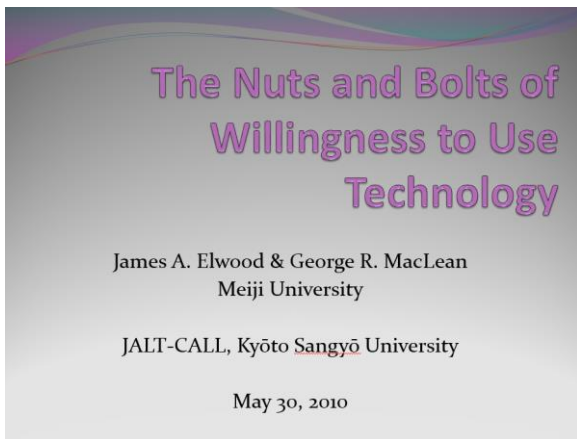
1. **Title slide** – title, your name(s), your **affiliation**, the venue (conference and the city), the date

総合数理学部 = Faculty of Interdisciplinary Mathematical Sciences  
School of Interdisciplinary Mathematical Sciences



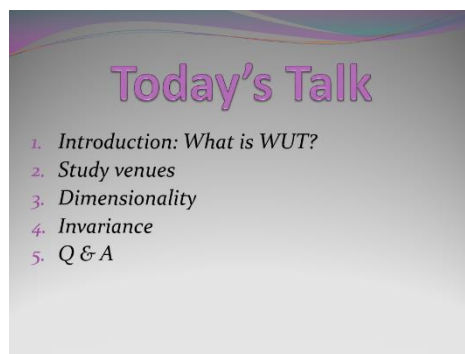
Date: write it out, please.

2016/10/29 → October 29, 2016



2. **Table of Contents (TOC) slide**

1. *Introduction (What is WUT?)*
2. *Study venues*
3. *Dimensionality*
4. *Invariance*
5. *Q & A*

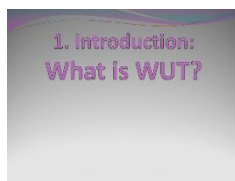


3. **“chapter heading” slide** = name of one part

One slide says only, “1. Introduction: What is WUT?” ... and

One slide says only, “2. Study venues”, and

...



4. **Questions**

5. **Thank you**

6. **References slide (if you have references!)**

**PowerPoint tips:**

F5 = start a presentation at the beginning

Shift + F5 = start at that slide

How to point out something on a slide?

⇒ ~~Use laser?~~ ← never ☹️

⇒ Use animation of shapes

⇒ Use your hand?

Remote control ← highly recommended

One more thing: If you use the keyboard, so do **quietly**, please!